

600

FIAT 600

PRICE LIST
15.04.2026



PRICE LIST

VERSION	POWER	CO ₂ -EMISSIONS	RETAIL PRICE EXCL. VAT 21%	RETAIL PRICE INCL. VAT 21%
	KW/HV	G/KM		

HYBRID 48 V

Hybrid 110 Pop	81 / 110	109	18 862,90	22824,11
Hybrid 145 Pop	107 / 146	109	20 153,23	24385,41
Hybrid 145 Icon	107 / 146	109	20 959,68	25361,21
Hybrid 145 La Prima	107 / 146	109	22 572,58	27312,82
Hybrid 145 Sport	107 / 146	109	22 169,35	26824,91

BEV

54 kWh Pop	115 / 156	0	26 282,26	31801,53
54 kWh Icon	115 / 156	0	26 846,77	32484,59
54 kWh La Prima	115 / 156	0	28 701,61	34728,95
54 kWh Sport	115 / 156	0	28 540,32	34533,79

The registration fee and total vehicle price indicated in the price list are estimates calculated on the basis of the vehicle's standard specification without optional equipment, vehicle mass and the applicable motor vehicle taxation legislation in force at the time of publication. The final CO₂ emission value and the corresponding tax amount are determined individually for each vehicle in accordance with its specific configuration, production date and the CO₂ value stated in the relevant Certificate of Conformity (CoC). The final tax amount and total vehicle price may therefore differ from the estimated amount indicated in the price list.


Fuel and electricity consumption, electric driving range and CO₂ emission values are determined in accordance with the WLTP test procedure under standardized laboratory conditions in compliance with applicable European Union legislation. Such values are established for each individual vehicle based on its production configuration and equipment level. Actual consumption, emissions and driving range may vary depending on, inter alia, driving behavior, vehicle load, road and traffic conditions, terrain, ambient temperature, battery condition and optional equipment.

The manufacturer and/or importer reserves the right to amend technical specifications, equipment, model structure and prices at any time without prior notice. The information contained in the price list does not constitute a binding offer.

STANDARD EQUIPMENT | POP

POWERTRAIN	TRANSMISSION	DRIVE TYPE	POWER KW (HV)
Hybrid	Automatic	FWD	81 (110)
Hybrid	Automatic	FWD	107 (146)
BEV	Automatic	FWD	115 (156)

Colour Combinations



POP - STANDARD EQUIPMENT INCL.

- Rear parking sensors
- Rain sensor
- LED-Headlights
- LED-Daytime running lights (DRL)
- Mat black side skirts
- Bi-colour 'Jacquard' Fabric seats
- 'Ice' Dashboard Fascia
- Soft touch –steering wheel
- 7" TFT Digital Cluster
- Uconnect-Infotainment Touchscreen 10,25" with DAB
- Wireless Smartphone mirroring
- Automatic climate control
- Heated windshield wiper area
- Power windows
- Cruise control
- 16" Steel wheels with Wheel Cover Kit



600E-VERSION INCL.


- Heat pump
- Keyless GO
- Electric parking brake



STANDARD EQUIPMENT | ICON

POWERTRAIN	TRANSMISSION	DRIVE TYPE	POWER KW (HV)
Hybrid	Automatic	FWD	107 (146)
BEV	Automatic	FWD	115 (156)

Colour Combinations



ICON-VERSION INCL.

PLUS/ADDITION TO POP-VERSION.

- 17" Alloy wheels 215/60R17 tyre
- Keyless GO
- Body colour painted dashboard Fascia
- Colour Therapy Ambient lighting
- LED- Daytime running lights
- LED-Fog lights with cornering function
- Auto high/ low beam
- Gloss black mirror covers & Shark fin antenna
- Adjustable trunk floor
- Electric parking brake
- Auto-dimming frameless rear view mirror



600E-VERSION INCL.


- Heat pump
- 11 kW OBC
- Mode 3-Cabel



STANDARD EQUIPMENT | LA PRIMA

POWERTRAIN	TRANSMISSION	DRIVE TYPE	POWER KW (HV)
Hybrid	Automatic	FWD	107 (146)
BEV	Automatic	FWD	115 (156)

Colour Combinations



LA PRIMA -VERSION INCL. PLUS/ADDITION TO ICON

- Blind spot detection
- 360° parking sensors
- 180° Rearview camera
- Lane keeping assist (LKA)
- Passive entry & Keyless Go
- Electrically foldable & adjustable heated door mirrors
- Puddle lights
- 'Drive-In' Fabric and techno-leather upholstery
- Matt Ivory Painted dashboard Fascia
- Uconnect-Infotainment Touchscreen 10,25" with integrated Navigation system
- Wireless charging Pad (Qi-standard)
- Adaptive Cruise Control
- Hands-free Power liftgate
- 18" Alloy wheels 215/55R18 tyre
- Privacy glass



600E-VERSION INCL

- Heat pump
- 11 kW OBC
- Mode 3-Cabel



STANDARD EQUIPMENT | SPORT

POWERTRAIN	TRANSMISSION	DRIVE TYPE	POWER KW (HV)
Hybrid	Automatic	FWD	107 (146)
BEV	Automatic	FWD	115 (156)

Colour Combinations




SPORT-VERSION INCL.

PLUS/ADDITION TO LA PRIMA

- 'Aunde Aulica' Fleetek and techno-leather upholstery
- Power adjustable driver seat with lumbar adjustment & massage function
- Tumma kojelaudan paneeli 'Sport'
- Uconnect-Infotainment
- 18" Glossy black alloy wheels 215/55R18 tyre
- Sport-Styling pack

600E-VERSION INCL.

- Heat pump
- 11 kW OBC
- Mode 3-Cabel



FACTORY OPTIONS | 600

FACTORY OPTIONS

	CODE	POP	600			RETAIL PRICE EXCL. VAT 21%	RETAIL PRICE INCL. VAT 21%
			ICON	LA PRIMA	SPORT	€	€
METALLIC PAINT							
Orange Sun	572	●	●	●	●	0	0
Orange Sun & Black roof	524	-	-	○	○	798,39	966,05
Sand Earth	636	○	○	○	○	604,84	731,85
Sand Earth & Black roof	640	-	-	○	○	798,39	966,05
Green Sea	688	○	○	○	○	604,84	731,85
Green Sea & Black roof	522	-	-	○	○	798,39	966,05
Blue Sky	959	○	○	○	○	604,84	731,85
Blue Sky & Black roof	960	-	-	○	○	798,39	966,05
Acid Green	352	-	-	-	○	604,84	731,85
Acid Green & Black roof	846	-	-	-	○	798,39	966,05

SOLID PAINT

Passione Red *	111	○	○	○	○	362,90	439,11
Passione Red & Black roof *	946	-	-	○	○	798,39	966,05
Ice White	268	○	○	○	○	362,90	439,11
Ice White & Black roof	934	-	-	○	○	798,39	966,05
Onyx Black	601	○	○	○	○	362,90	439,11

* (RED) Logo on the B-pillar in Combination with Passione Red Exterior paint

PAINTS

ORANGE SUN



SAND EARTH



GREEN SEA



BLUE SKY



ACID GREEN



PASSIONE RED



(RED)

ICE WHITE



ONYX BLACK



FACTORY OPTIONS | 600

FACTORY OPTIONS


	CODE	POP	ICON	600		RETAIL PRICE	RETAIL PRICE
				LA PRIMA	SPORT	EXCL. VAT 21%	INCL. VAT 21%
						€	€
Comfort Pack	B0F	-	o	-	-	798,39	966,05
<ul style="list-style-type: none"> • 360° parking sensors • 180° Rearview camera • Uconnect-Infotainment with integrated Navigation system • Passive entry with keyless go • Wireless charging Pad (Qi-standard) • Traffic sign recognition & information • 6 Speakers audio system 							
'Cannelloni' Eco-Leather Upholstery	569	-	-	o	-	1 040,32	1 258,79
<ul style="list-style-type: none"> • Power adjustable driver seat & massage function • 6-way manual adjustable passenger seat • 'Cannelloni' Fleetek upholstery 							
Uconnect-Infotainment with Navigation system	RDQ	-	-	-	o	475,81	575,73
11kW On Board Charger	CP4	O*	●*	●*	●*	282,26	341,53

* Only in BEV version


- Standard
- o Option
- Not Available

INTERIOR COLOURS

822 | BI-COLOUR 'JACQUARD' UPHOLSTERY




611 | BI-COLOUR 'JACQUARD' UPHOLSTERY




022 | 'DRIVE-IN' FABRIC AND TECHNO-VINYL UPHOLSTERY



569 | 'CANNELONI' FLEETEK UPHOLSTERY



619 | 'AUNDE AULICA' FLEETEK AND TECHNO-VINYL UPHOLSTERY



TECHNICAL SPECIFICATION | 600

HYBRID 110
AUTOMATIC

HYBRID 145
AUTOMATIC

54 KWH
AUTOMATIC

ENGINE

Displacement, cm3	1 199		-
Type	R3 T-Gen3		HSM
Thermal engine – Max power, kW (hv) / k/min	74 (101) / 5 500	107 (146) / 5 500	-
e-Motor – Max power, kW (hv) / k/min	21 (29) / 4 264		115 (156) 4 070 – 7500
Max. Torque, Nm / k/min	205 / 1 750	230 / 1 750	260 / 500 – 4 060
Max. Combined power, kW (hv)	81 (110)	107 (146)	-

POWERTRAIN

Transmission	e-DCT6	Auto 1Speed
Drive type	FWD	

BATTERY

Type	Litium-ioni (Li-Ion)	
Gross battery capacity, kWh	0,876	54,0
Net battery capacity, kWh	0,432	51,0
On-Board charger (AC), kW	11,0 3-phase	
Charging Port	IEC 62196-2 (Type2) & IEC 62196-3 (CCS)	

BRAKES

Front Disc rotor (mm)	302 x 26
Rear Disc rotor (mm)	249 x 10

SUSPENSION

Front	McPherson –Strut
Rear	Torsion Beam

WARRANTY

Basic Warranty	24 Months / Unlimited milage
High-Voltage Battery Warranty	96 Months / 160 000 Km (Min. 70 % Capacity)

TECHNICAL SPECIFICATION | 600

HYBRID 110
AUTOMATIC

HYBRID 145
AUTOMATIC

54 KWH
AUTOMATIC

FUEL/ELECTRIC CONSUMPTION AND CO₂-EMISSOIN (WLTP)

Fuel Consumption WLTP Slow I / 100 km	5,1 – 5,2	4,8 – 4,9	-
Fuel Consumption WLTP Average, I / 100 km	4,1 – 4,2	4,3 – 4,4	-
Fuel Consumption WLTP Fast, I / 100 km	4,2 – 4,2	4,3	-
Fuel Consumption WLTP Highway, I / 100 km	5,6	5,9	-
Fuel Consumption WLTP Combined, I / 100 km	4,8	4,8	-
Electric Consumption WLTP Combined, kWh/100 km	-	-	15,3
Electric Range WLTP Combined (km)	-	-	405
CO ₂ -WLTP Combined, g/km	109	109	0

THEORETICAL CHARGING TIME*

Charging Time 0-100% (Domestic socket 8A)	-	26h 41min
Charging Time 0-100% (Wallbox 11 kW/ 3 x 16A)	-	5h 45min
Charging Time 0-100% (100 kW DC Fast Charging)	-	27 min

* Actual charging power and time may vary from the stated reference values. They depend on factors such as the charging station used, ambient temperature, vehicle usage, battery state of charge and temperature, and the frequency of consecutive charges. The maximum instantaneous charging power may differ significantly from the average charging power.

PERFORMANCE

Acceleration 0-100 km/h, s	10,8	8,5	9,0
Top Speed, km/h	184	200	150

DIMENSIONS & WEIGHTS

Kerb weight, kg	1 355	1 595
Total weight, kg	1 782	2 025
Towing weight, unbraked, kg	620	0
Towing weight, brakes, kg	1 100	0
Trunk volume:		
• Trunk volume, l	385	360
• Trunk volume with folded rear seats, l	1 256	1 231
Fuel tank capacity, l	44	

DIMENSIONS


HYBRID 110
AUTOMAATTI

HYBRID 145
AUTOMAATTI

54 KWH
AUTOMAATTI

DIMENSIONS

Length, mm	4 178	4 178	4178
Width, mm – No Mirrors	1 781	1 781	1 781
Width, mm – with Mirrors	1 981	1 981	1 981
Height, mm	1 525	1 525	1 523
Wheelbase, mm	2 557	2 557	2 562
Turning lock-to-kerb, m	10,5	10,5	10,5
Ground clearance, mm	205	205	194





500