



FIAT PROFESSIONAL DOBLÒ

Pricelist

FIAT
PROFESSIONAL

01.04.2026

Doblò		CO2	Power			Price excl. VAT 21 %	Retail Price incl. VAT 21 %
		g/km	kW	/	hp	€	€
MultiJet 100 L1 MT	6 – speed manual	142	75	/	100	19 104,84	23 116,86
MultiJet 100 L1 AT	8 – speed automatic	142	75	/	100	20 959,68	25 361,21
MultiJet 100 L2 MT	6 – speed manual	146	75	/	100	20 717,74	25 068,47
MultiJet 130 L2 AT	8 – speed automatic	154	96	/	130	22 088,71	26 727,34
Crewcab							
MultiJet 100 MT Crewcab L2	6 – speed manual	158	75	/	100	21 532,26	26 054,03
MultiJet 130 AT Crewcab L2	8 – speed automatic	159	96	/	130	23 629,03	28 591,13

The prices shown are recommended retail prices. All total prices include Value Added Tax (VAT) at the applicable national rate.

Fuel consumption, CO₂ emissions, and (where applicable) electric driving range are determined according to the WLTP test procedure and are vehicle-specific.

These values may vary depending on selected equipment, options, driving conditions, and usage. The final price of the vehicle is determined based on the actual configuration and applicable taxes at the time of order and may differ from the prices shown. Local delivery charges, registration fees, and other applicable costs are not included and will be charged separately. The manufacturer and importer reserve the right to make changes to prices, technical specifications, equipment, and availability without prior notice. Errors and omissions excepted.

Price

Factory Options

Exterior & Interior Colours

Technical Specifications & Dimensions

Dimensional Drawings

Factory Options	Van		Crewcab	Code	Retail Price excl. VAT 21 %	Retail Price incl. VAT 21 % €
	L1	L2				
Metallic paint	•	•	•		403,23	487,91
Special / RAL-Paint (extends delivery time +4 months)	•	•	•		806,45	975,80
1 + 2 seats with Magic Cargo functionality	•	•	•	5ZJ	475,81	575,73
Spare wheel (with Jack and crank arm)	•	•	•	TBB	201,61	243,95
Bulkhead window. Must include Option 40K or 181	•	•	-	8GB	161,29	195,16
Glazed rear twin doors. Heated rear window and wiper on left side. Must also be ordered with bulkhead window (8GB). Not available with rear-view camera (XAM, J4S, J4U)	•	•	•	40K	233,87	282,98
Tailgate with heated rear window and wiper. Must also be ordered with bulkhead window (8GB). Not available with rear-view camera (XAM, J4S, J4U)	•	-	-	181	314,52	380,57
Second side load door	•	•	-	736	362,90	439,11
Audio system with 10" touchscreen, Mirror Screen, AM/FM/DAB radio, Bluetooth hands-free and 4 speakers. Must include option XAM	•	•	•	R15	524,19	634,27
Rear-view camera for 10" touchscreen audio system. Must include option R15	•	•	-	XAM	435,48	526,93
Pack Winter: Heated front seats, heated windscreen (heating elements at bottom and left-hand side) and heated leather-wrapped multifunction steering wheel	•	•	•	587	806,45	975,81
Pack Winter: Webasto (heated windscreen + heated seats+ Leather heating steering wheel)	•	•	•	C77	1774,19	2146,77
Pack Loading: LED cargo area lighting and four lashing rings on the cargo walls, 12V socket in the cargo area, and 230V power outlet in the center console	•	•	-	1KU	362,90	439,11

Factory Options	Code	Van		Crewcab	Retail Price excl. VAT 21 %	Retail Price incl. VAT 21 % €
		L1	L2			
Pack Techno: 10" HD touchscreen with navigation and Mirror Screen, AM/FM/DAB radio, Bluetooth hands-free and 4 speakers. 10" colour digital instrument cluster. Surround Rear Vision with digital rear-view mirror display, front parking sensors and Blind Spot Detection. Enhanced cabin soundproofing and closed lower glovebox	J4S	•	•	-	1 572,58	1 902,82
PACK TECHNO (Crew Cab) Analogic Rear view camera (AIO)+ Auto A/C (Visibility pack + Fog Lamp)	BTW	-	-	•	967,74	1 170,97
Pack Access & Go: Keyless entry and start, wireless smartphone charging in the center console (Qi standard), and automatic dual-zone climate control	C78	•	•	-	556,45	673,30
Pack Drive Assist GSRV2.2 Highway Integrated Assist (HIA): Adaptive Cruise Control with a stop and go system (ACC stop & go) coupled with Lane Positioning Assist (LPA) extended panels recognition (e-TSR)	J8S	•*	•*	-	483,87	585,48
10" HD touchscreen with Mirror Screen, AM/FM/DAB radio, Bluetooth hands-free and 4 speakers. 10" colour digital instrument cluster. Must include option J8S	R17	•*	•*	-	967,74	1 170,97
Pack Worksite: Grip Control traction control system, 16" M+S tyres, increased ground clearance, under-engine protection, spare wheel and tool kit. Must include option TBB	OLT	•	•	•	637,10	770,89

*Compatible with Automatic version only

Doblò van standard equipment includes:

- 1+1 Seats in the cabin
- Driver's seat height adjustment and adjustable lumbar support
- Steering wheel with height and reach adjustment
- Air conditioning
- Digital Cluster
- Right-hand side sliding door (Van: solid, Crew Cab: Glazed)
- Twin rear doors (60/40), 180°
- 16-inch steel wheels
- Full LED Headlights
- Power windows
- Fiat Connect Box: Emergency Call and Roadside Assistance
- Mobile app featuring radio, navigation, calls, and media streaming
- Remote central locking
- ABS brakes
- ESP Electronic stability control system



Bianco Pastello (549)




Blu Volare (528)
(Metallic Paint)



Grigio Maestro (113)
(Metallic Paint)



Nero Cinema (632)
(Metallic Paint)



Grey Upholstery

ENGINE	MultiJet3 150 MT	MultiJet3 130 AT
Type	Turbodiesel - 16 valves	
Number of Cylinders	4	
Displacement (cm3)	1499	
Maximum power kW (hp) rpm	75 (102) / 3500	96 (131) / 3750
Maximum torque Nm rpm	250 / 1750 - 2500	300 / 1750 - 2000
Emission standard	Euro 6.4 bis	
Stop & Start	•	

TRANSMISSION		
Type	Manual	Automatic
Number of Gears	6	8

STEERING	
Electric Power Steering	•
Turning circle (m)	L1 10,8 / L2 11,4

SUSPENSION - BRAKES - TYRES	
Front / Rear suspension	Front MacPherson struts / Torsion beam axle
Front / Rear brakes	Ventilated disc brakes / Disc brakes
Tyres	195/65 R 15 or 205/60 R16

FUEL TANK (liters)	
Diesel	50

	MultiJet3 150 MT		MultiJet3 130 AT
	VAN L1	VAN L2	VAN L2
Kerb Weight	1446	1516	1522
Gross Vehicle Weight	2020	2510	2510
Payload	574	994	988
Unbraked Trailer Weight	710	750	750
Braked Trailer Weight	1350	1050	1000
Gross Combined Weight	3370	3560	3510
Roof Load	100	100	100

Performance

Top Speed (km/h)	166	166	184
Acceleration 0-100 km/h (s)	12,0	12,2	10,9

Fuel Consumption (WLTP)

Low (l/100 km)	5,6	5,8	6,4
High (l/100 km)	4,7	4,8	5,0
Extra High (l/100 km)	6,3	6,3	6,5
Combined (l/100 km)	5,4	5,5	5,8
CO2 Emissions (g/km)	142	146	154

Dimensions**Exterior Dimensions (mm)**

	Standard	Maxi	Crewcab
Length	4401		4751
Front Overhang		890	
Wheelbase	2785		2975
Rear Overhang	726		886
Width (body width)		1848	
Width (mirrors folded)		1921	
Front/ Rear Track		1553 / 1567	
Height (depending on equipment)		1796 – 1860	
Ground Clearance		145 – 175	

Rear Door Dimensions (mm)

Width (at Bottom – at Top)	1241 – 1087		
Height	1196		
Minimum Loading Height Without/ With Worksite Pack	547/601	560/604	560 / -
Maximum Loading Height Without/ With Worksite Pack	588/625	569 / 617	569 / -

Sliding Door Opening Dimensions (mm)

Door Opening width (at Bottom – at Top)	675-641
Door Opening Height	1072

Cargo Area Dimensions (mm)

Height	1270		
Length (Without Magic Cargo)	1817	2167	1450
Length (With Magic Cargo)	3090	3440	-
Moduwork Opening Height and Width	612 / 298		-
Width Between Wheel Arches	1229		
Maximum Width	1630		

Cargo Volumes (m³)

Cargo Volume (without Magic Cargo extra space)	3,3	3,9	1,9
Cargo Volume (with Magic Cargo)	3,8	4,4	-
Number of Euro-Pallets	2		-
Number of Seats	2-3	2-3	5

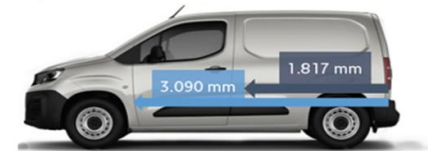

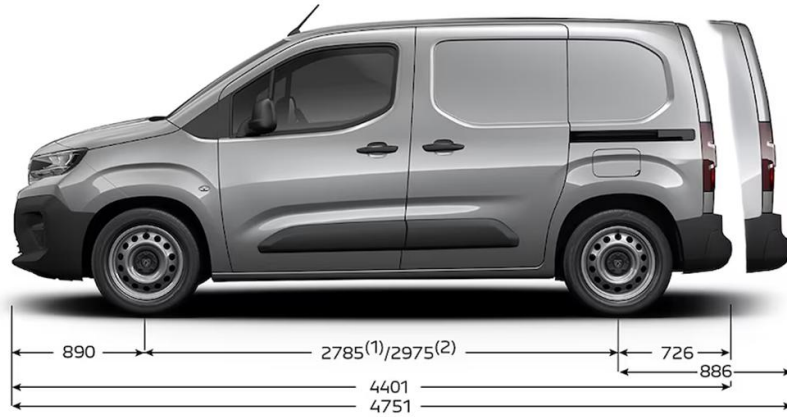
Price

Factory Options

Exterior & Interior Colours

Technical Specifications & Dimensions

Dimensional Drawings





FIAT
PROFESSIONAL