



FIAT PROFESSIONAL SCUDO

Pricelist

FIAT
PROFESSIONAL

15.4.2026

SCUDO		CO2	Power			Price excl. VAT 21 %	Retail Price incl. VAT 21 %
		g/km	kW	/	hp	€	€
MultiJet 150 L2 MT	6 – speed manual	173	110	/	140	26 532,26	32 104,03
MultiJet 150 L2 AT	8 – speed automatic	179	110	/	140	27 822,58	33 665,32
MultiJet 150 L3 MT	6 – speed manual	176	110	/	140	27 338,71	33 079,84
MultiJet 150 L3 AT	8 – speed automatic	180	110	/	140	28 145,16	34 055,64
Crewcab							
MultiJet 150 MT Crewcab L2	6 – speed manual	170	110	/	150	29 758,06	36 007,25
MultiJet 150 AT Crewcab L2	8 – speed automatic	177	110	/	150	30 564,52	36 983,07
MultiJet 180 AT Crewcab L2	8 – speed automatic	177	132	/	180	32 177,42	38 934,68
MultiJet 150 MT Crewcab L3	6 – speed manual	173	110	/	150	30 314,52	36 680,57
MultiJet 150 AT Crewcab L3	8 – speed automatic	180	132	/	180	31 370,97	37 958,87
MultiJet 180 AT Crewcab L3	8 – speed automatic	180	110	/	150	32 983,87	39 910,48

The prices shown are recommended retail prices. All total prices include Value Added Tax (VAT) at the applicable national rate.

Fuel consumption, CO₂ emissions, and (where applicable) electric driving range are determined according to the WLTP test procedure and are vehicle-specific.

These values may vary depending on selected equipment, options, driving conditions, and usage. The final price of the vehicle is determined based on the actual configuration and applicable taxes at the time of order and may differ from the prices shown. Local delivery charges, registration fees, and other applicable costs are not included and will be charged separately. The manufacturer and importer reserve the right to make changes to prices, technical specifications, equipment, and availability without prior notice. Errors and omissions excepted.

Factory Options	Code	Retail Price excl. VAT 21 %	Retail Price incl. VAT 21 % €
Metallic paint		483,87	585,48
Special / RAL-Paint (extends delivery time +4 months)		887,10	1073,39
Twin sliding side doors (right and left)	F18	524,19	634,27
Glazed rear twin doors with 180° opening hinges, including rear wipers and heated windows. Also includes bulkhead window and interior rear-view mirror	FHN	443,55	536,70
Tailgate with heated rear window and wiper (Includes glazed bulkhead and interior rear-view mirror)	FHO	483,87	585,48
17" Alloy wheels (Not compatible with K4H/FF8 or FIW)	FJ7	806,45	975,80
Full-size spare wheel and tool kit	FFZ	241,94	292,75
1+1 Seats (1 passenger seat, Armrest driver + passenger, Driver seat height adjustment)	FHE	0,00	0,00
Comfort bulkhead (Not compatible with Crew Cab models)	FFL	419,35	507,41
Detachable towbar	KNO	717,74	868,47
Full LED headlights and LED daytime running lights (DRL)	YIG	556,45	673,30
Webasto, Fuel-operated auxiliary heater	F8V	967,74	1170,97
Heated seats	YIT	556,45	673,30
Heated seats (Crew Cab)	YIT	403,23	487,91
Pack Visibility: Fog lights and power-folding door mirrors	FFH	282,26	341,53
Pack Style Standard: Body-coloured front and rear bumpers and door handles. Gloss black mirror caps and side mouldings. 17" wheels with full-size wheel trims. (Not compatible with Special / RAL-Paints)	K4H	725,81	878,23
Pack Style Maxi: Body-coloured front bumper and rear bumper corners, black rear bumper centre. Body-coloured door handles. Gloss black mirror caps and side mouldings. 17" wheels with full-size wheel trims. (Not compatible with Special / RAL-Paints)	FF8	725,81	878,23
Pack Driver: Automatic climate control, Keyless Entry & Go, wireless smartphone charging pad, closed upper storage compartment on dashboard and closed lower glovebox, gloss interior door and dashboard trim.	FIK	1048,39	1268,55

Factory Options	Code	Retail Price excl. VAT 21 %	Retail Price incl. VAT 21 % €
Pack City: 180° Rear-view camera and 10" HD touchscreen with Mirror Screen. 10" digital instrument cluster.	FI3	556,45	673,30
CONNECTED PACK: Navigation IMI High / Wireless charger / 10" color digital cluster	K9C	1088,71	1317,34
Pack Connect Nav & City: 10" HD touchscreen with navigation and Mirror Screen. 180° Rear-view camera. 10" colour digital instrument cluster. Includes front fog lights and power-folding door mirrors	BN4	1612,90	1951,61
Pack Dynamic Surround View: 180° Rear-view camera and blind spot camera with digital rear-view mirror display, front and side parking sensors, Blind Spot Detection, 10" HD touchscreen with Mirror Screen and 10" digital instrument cluster	FI5	1330,65	1610,09
Pack Connect Nav & Dynamic Surround View: 10" HD touchscreen with navigation and Mirror Screen. 180° Rear-view camera and blind spot camera with digital rear-view mirror display, front and side parking sensors and Blind Spot Detection. 10" digital instrument cluster	BN0	2008,06	2429,75
Pack Connect Nav: 10" HD touchscreen with navigation and Mirror Screen. 10" colour digital instrument cluster	FJG	1040,32	1258,79
Pack Worksite: Grip Control traction control system, 17" M+S tyres, increased ground clearance, under-engine protection, spare wheel and tool kit	FIW	1008,06	1219,75
New Safety Pack for AT: ACC + Heated and Leather Steering Wheel + 10' Radio touchscreen (LHD only, RHD - STD) + 10' Digital cluster	KO1	1040,32	1258,79
New Safety Pack for MT: ACC + Heated and Leather Steering Wheel + 10' Radio touchscreen (LHD only, RHD - STD) + 10' Digital cluster	KO0	1040,32	1258,79

Scudo standard equipment's incl:

- 1+2 Seats in the cabin
- 16" steel wheels
- Air conditioning
- Multifunction steering wheel
- 5" touchscreen, radio, Bluetooth, and USB connector + 4 speakers
- Sliding side door
- Rear twin doors
- Fiat Connect Box: Emergency Call and Roadside Assistance
- Cruise Control and Speed limiter
- Remote central locking
- Reach and rake adjustable steering wheel
- ESP (Electronic Stability Program)
- Black front and rear bumpers, side mouldings, door handles, and mirror caps
- Driver attention alert with camera
- Rear parking sensors
- Dusk and rain sensor
- Active Lane Keep Assist, Traffic Sign Recognition, Automatic Emergency Braking, High Beam Assist and Driver Attention Alert
- Electric side windows with one-touch function
- Electrically adjustable and heated door mirrors
- Electronic Parking Brake (EPB)

Price

Factory Options

Exterior & Interior Colours

Technical Specifications & Dimensions

Dimensional Drawings



Bianco Pastello (549)



Grigio Maestro (861)
(metallic)



Grigio Closseo (125)
(metallic)



Nero Cinema (632)
(metallic)

Crew Cab



Bianco Pastello (549)




Grigio Maestro (861)
(metallic)



Grigio Closseo (125)
(metallic)



Nero Cinema (632)
(metallic)



Harmaa kangasverhoilu (969)

ENGINE	MultiJet3 150 MT	MultiJet3 150 AT	MultiJet3 180 AT
Type	Turbodiesel – High-pressure common rail injection - 16 valves		
Number of Cylinders	4		
Displacement (cm3)	2184		
Maximum power kW (hp) rpm	110 (150) / 3500		132 (180) / 3500
Maximum torque Nm rpm	370 / 1500		400 / 1500
Emission standard	Euro 6.4 bis		
Stop & Start	•		

TRANSMISSION			
Type	Manual	Automatic	Automatic
Number of Gears	6	8	8

STEERING	
Electric Power Steering	•
Turning circle (m)	12,4

SUSPENSION - BRAKES - TYRES	
Front / Rear suspension	Front MacPherson struts / Rear independent suspension with load-sensitive damping
Front / Rear brakes	Ventilated disc brakes / Disc brakes
Tyres	215/65 R16 or 215/60 R17

FUEL TANK (liters)	
Diesel	70

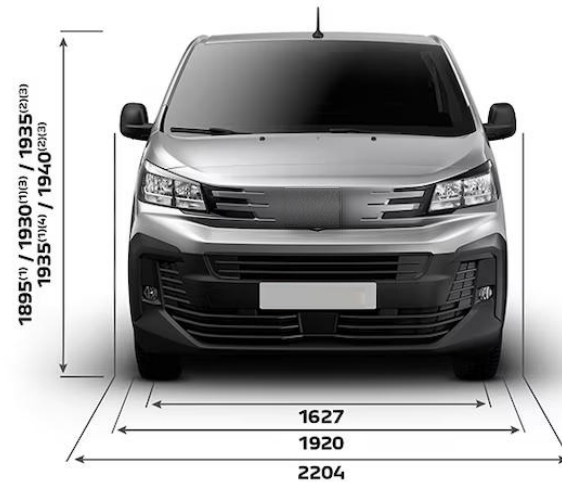

Version	MultiJet3 150 MT		MultiJet3 150 AT	
	Standard	Maxi	Standard	Maxi
Kerb Weight	1800	1840	1835	1855
Gross Vehicle Weight	3100		3000	
Payload	1300	1260	1165	1245
Unbraked Trailer Weight	750			
Braked Trailer Weight	2500			
Gross Combined Weight	5000		4900	
Roof Load	170			

Fuel Consumption (WLTP)				
Low (l/100 km)	8,0	8,0	9,1	9,2
High (l/100 km)	5,6	5,7	5,7	5,8
Extra High (l/100 km)	7,3	7,5	7,0	7,1
Combined (l/100 km)	6,6	6,7	6,8	6,9
CO2 Emissions (g/km)	173	176	179	180

Version Crew Cab	MultiJet3 150 MT		MultiJet3 150 AT		MultiJet3 180 AT
	Standard	Maxi	Standard	Maxi	
Kerb Weight					
Gross Vehicle Weight					
Payload					
Unbraked Trailer Weight					
Braked Trailer Weight					
Gross Combined Weight					
Roof Load					

Fuel Consumption (WLTP)				
Low (l/100 km)				
High (l/100 km)				
Extra High (l/100 km)				
Combined (l/100 km)				
CO2 Emissions (g/km)				

DIMENSIONS / VERSION	Standard	Maxi
External Dimensions (mm)		
Length	4983	5333
Front Overhang	904	
Wheelbase	3275	
Rear overhang	803	1153
Width (Body width)	2010	
Width (Incl. Mirrors)	2204	
Track front / rear	1627 / 1600	
Height	1935	1940
Rear Door Aperture (mm)		
Width	1562	
Height	1520	1790
Minimum sill height	530	
Maximum sill height	560	
Sliding side door aperture (mm)		
Aperture width	1250	
Aperture height	1485	1755
LOAD COMPARTMENT DIMENSIONS (mm)		
Height	1662	1932
Length	3120	
Width between wheel arches	1422	
Maximum width	1870	
LOAD VOLUMES (m³)		
Load volume	10,0	11,5
Number of Euro-pallets	3	3
Number of Seats	Standard 1+2, available as 1+1	





The information in this brochure corresponds to the technical specifications of the vehicle valid at the time of publication. Fiat Professional reserves the right to change prices, technical specifications, and equipment without prior notice.

Warranty information:

Fiat Professional Commercial Vehicles: 3-year / 100,000 km

e-Scudo High-Voltage Battery: 8 Year / 160,000 km

FIAT
PROFESSIONAL