



TIPO

FIAT



YOU CAN WISH FOR MORE. OR GET THE BEST.

*Tipo is the best version of itself. Discover the new range, here to bring out the best in you.*

## YOU CAN CHOOSE. OR FORGET CHOOSING.

No more choosing between convenience and style thanks to a stunning look and more efficient engine technology. Get all the advantages of electrification with the hybrid setup and enjoy a new way of driving.





## YOU CAN BE INNOVATIVE. OR BE NOTICED.

With the all-new Uconnect™ 5, the next generation infotainment system, innovation is finally tailored to your needs. Without giving up on style.

A black and white photograph of a car's interior. The focus is on the center console where a digital display shows the word "FIAT" in a bold, sans-serif font. The steering wheel is visible on the left, and the dashboard and air vents are visible below the display. The overall lighting is dim, creating a sophisticated and modern atmosphere.

**YOU CAN DO ANYTHING. ALMOST ANYTHING.**

Tipo features so many improvements, the result amounts to more than one simple detail. So watch out what you put in it.

TIPO.  
**DIFFERENTLY BETTER.**

Completely revamped technology, enhanced with a classy finish. Let yourself be surprised by the new, different Tipo.





TIPO CROSS.  
**CHALLENGE CONVENTIONS.**



Tipo Cross makes comfort fresher and more dynamic than ever. From the exterior to the stylish and cosy interior, plus the new infotainment system that will make your journey a breeze.

TIPO CITY CROSS.  
**EXPLORE NEW WAYS.**



Tipo City Cross beats the ordinary, with a thrilling, eye-catching design that peaks with the Cross Aesthetic kit.



TIPO CITY LIFE.  
**OVERTAKE COMPROMISES.**



Who said practical can't be elegant too? Live the city your way with Tipo City Life. Two types - hatchback and Station Wagon - with room for every style, each one comes equipped with the latest technology, and unrivalled comfort.

TIPO.  
ELEVATE THE EVERYDAY.



By raising your standards it's easier to reach new places. Tipo is the right choice to start something new. Every day.



THE ALL-NEW UCONNECT™ 5  
**ABILITY ONLY GETS YOU SO FAR.**

With the all-new Uconnect™ 5 connected driving has evolved. Discover the next-generation infotainment system, more helpful, more powerful, and rich in content.



**10" RADIO**  
 A 10.25-inch radio touchscreen with up to Ultra HD resolution. This system adds multiple user profiles making it easier to preconfigure.



**WIRELESS CHARGER**  
 If you need a fast charge, just place your smartphone on the mat and it'll charge like magic.



**KEYLESS ENTRY/GO**  
 This technology recognizes the presence of an electronic key letting you open or close the doors and the luggage compartment without pressing a button.



**REAR USB PORT**  
 Make the travel comfortable for your rear passenger.



**7" COLOR DIGITAL CLUSTER**  
 This allows drivers to easily monitor their most important data like speed, fuel level, Eco Index, and trip information.



Wireless Apple CarPlay and Android Auto™ is the smarter, safer way to use your phone with the Uconnect™ 10.25-inch radio

ADVANCED DRIVER ASSISTANCE SYSTEMS  
**EXPECT NOTHING LESS.**

Tipo range is more than just an exemplar of style; it's advanced in technology too. With multiple safety features that make you feel more protected while driving.



**AUTONOMOUS EMERGENCY BRAKE  
(INTERURBAN+CITY)**

The Autonomous Emergency Braking detects an impending crash with a vehicle in front, in time to avoid or mitigate it. If the driver's response is not sufficient to avoid the crash, the system automatically brakes.



**ATTENTION ASSIST**

This technology monitors the driver's attention and sends a dedicated text message and cup of coffee icon on the TFT display, prompting the driver to take a break. The signal persists until the car has stopped.



**INTELLIGENT SPEED ASSIST**

This helps maintain your current speed. With just one click you can adjust the speed limit to fit the Traffic Sign Recognition.



**TRAFFIC SIGN RECOGNITION**

This system recognises both main road signs and speed limits, shows the respective icons on the instrument panel, and informs you if you are going too fast.



**LANE CONTROL**

If the car moves out of its lane, visual and sound alerts bring the drift to your attention so you can immediately correct it.



**ADAPTIVE HIGH BEAM**

Automatically switches on high-beams when oncoming traffic is detected, recognizing the different lights and determining the best time to have the high-beams on.



**BLIND SPOT ASSIST**

Blind spots are no longer a problem. This system checks for other vehicles in critical areas and warns you of their presence via lights on door mirrors.



**FRONT PARKING SENSORS**

These help you make difficult manoeuvres, alerting you with sounds if you are too close to other vehicles or obstacles.

# TIPO CROSS.

- 17" Alloy Wheels Diamond Cut - Cross
- Full LED Front and Rear Lights
- Ice Matte Exterior details: Roof Rails, Skid Plate, Side Skirts, Low Grill and Fog Lights Bezel, Door handles
- Privacy Glass
- Exclusive Cross Seats, Wrapped Vinyl black Door Panel
- Premium wrapped soft touch steering wheel and shift knob
- Automatic climate control system, Front Armrest, Fog Lights, Split/Fold Rear Seat
- AEB, Intelligent Speed Assist, Attention Assist, Lane Control, Adaptive Cruise Control
- Full Color 7" Instrument Cluster
- Uconnect™ Radio DAB with 10.25" touchscreen, USB, Bluetooth® and CarPlay-Android Auto™



## Engines

Petrol E6D Final:  
- Firefly Turbo 1.0 100 hp

Diesel E6D Final:  
- 1.3 Multijet 95 hp  
- 1.6 Multijet 130 hp

Hybrid E6D Final:  
- 1.5 T4 130 hp HYBRID 48V



Melange Fabric  
with vinyl inserts  
and double stitching



17" Alloy Wheels  
Matte Black Diamond Cut



# TIPO CITY CROSS.

- 16" Styled Wheels Matte Black
- LED DRL and Tail Lights
- Dark Matte Grey Exterior details: Roof Rails, Skid Plate, Side Skirts, Low Grill and Fog Lights Bezel, Door handles
- Exclusive City Cross seats
- Premium wrapped soft touch steering wheel and shift knob
- Height-adjustable driver's seat
- Split/Fold Rear Seat
- Traffic Sign Recognition, Intelligent Speed Assist, Attention Assist, Lane Control, Cruise Control
- 3,5" Instrument Cluster
- Uconnect™ Radio DAB with 7" touchscreen, USB, Bluetooth® and CarPlay-Android Auto™
- 12V power outlet



## Engines


Petrol E6D Final:  
- Firefly Turbo 1.0 100 hp

Diesel E6D Final:  
- 1.3 Multijet 95 hp  
- 1.6 Multijet 130 hp

Hybrid E6D Final:  
- 1.5 T4 130 hp HYBRID 48V



Fabric 3D  
Design Black  
with double stitching



16" Styled  
Wheels  
Matte Black



17" Alloy  
Wheels  
Matte Grey



# TIPO CITY LIFE.

- 16" Alloy Wheels
- Satin Chromed low grille inserts & fog light bezel
- Exclusive City seats
- Premium wrapped soft touch steering wheel and shift knob
- Automatic climate control system, Front Armrest, Fog Lights, Split/Fold Rear Seat
- Traffic Sign Recognition, Intelligent Speed Assist, Attention Assist, Lane Control, Cruise Control
- Rear Parking Sensors
- Full Color 7" Instrument Cluster
- Uconnect™ Radio DAB with 10.25" touchscreen, USB, Bluetooth® and CarPlay-Android Auto™
- 12V power outlet



## Engines


Petrol E6D Final:  
- Firefly Turbo 1.0 100 hp

Diesel E6D Final:  
- 1.3 Multijet 95 hp  
- 1.6 Multijet 130 hp

Hybrid E6D Final:  
- 1.5 T4 130 hp HYBRID 48V



Fabric with Black  
ribose inserts  
and double stitching



16" Alloy  
Wheels  
Diamond cut



17" Alloy  
Wheels  
Diamond cut



# TIPO.

- 16" Styled Wheels
- LED DRL
- Glossy Black Front Grill and Low Grill Bezel
- Exclusive Street seats
- Premium wrapped soft touch steering wheel and shift knob
- Height-adjustable driver's seat
- Split/Fold Rear Seat
- Rear Seat Pocket
- Traffic Sign Recognition, Intelligent Speed Assist, Attention Assist, Lane Control, Cruise Control
- 3,5" Instrument Cluster
- Uconnect™ Radio DAB with 10.25" touchscreen, USB, Bluetooth® and CarPlay-Android Auto™
- 12V power outlet



## Engines

Petrol E6D Final:  
- Firefly Turbo 1.0 100 hp

Diesel E6D Final:  
- 1.3 Multijet 95 hp  
- 1.6 Multijet 130 hp

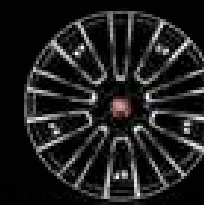
Hybrid E6D Final:  
- 1.5 T4 130 hp HYBRID 48V



Fabric Skyline  
Black/Blue with double  
stitching



Fabric Skyline  
Black/Grey with double  
stitching



16" Styled  
Wheels





## THE NEW D-FENCE PACK

The new D-Fence pack, available as optional, is the innovative system of products to sanitise the cabin and the passenger's atmosphere.

### HIGH PERFORMANCE CABIN FILTER



- The MOPAR Filter is carbon-activated with an additional Polyphenol-based treatment, created to reduce impurities from outside the vehicle.
- Blocks particulates (PM 2.5).
  - Removes over 99% of allergens and fine particles.
  - Reduces the proliferation of moulds and bacteria by over 98%.

### AIR PURIFIER WITH HEPA FILTER



- A portable Air Purifier equipped with HEPA filter which sanitises the air in the car in just a few minutes.
- Helps to filter pollen and micro particles (PM 2.5).
  - Helps remove toxic gases.
  - Removes up to 98% of airborne bacteria.

### UV LAMP



- A small and efficient UV-C lamp which sanitises surfaces inside the car such as the steering wheel, gearstick and seats, as well as any other object you wish.
- The UV-C system helps sanitise the surfaces and removes up to 99% of bacteria.
  - With easy-to-use Plug&Play technology.

## PAINTS.

## ADD A PERSONAL TOUCH.

Get on board Tipo and show off your unique style with a new bespoke paint selection. Take a look and choose your favourite one.



Passione Red



Gelato White



Cinema Black



Maestro Grey



Colosseo Grey



Oceano Blue



Paprika Orange

# TECHNICAL SPECIFICATIONS

ENGINE	1.3 Multijet 95 HP			1.6 Multijet 130 HP				
	5Door	SW	CROSS	5Door	SW	CROSS	SW CROSS	
Number of cylinders	4			4				
Bore x stroke (mm)	69.6 x 82.0			79.5 x 80.5				
Displacement (cm³)	1248			1598				
Compression ratio	16,8 ± 0,2			16,5 ± 0,4				
Max power kW (CV - CE) @rpm	70 (95 @) 3750			96 (130) @ 3750				
Max Torque Nm (kgm - CE) @rpm	200 @ 1500			320 @1750	320 @ 1500			
Enviroment classification	Euro 6d-FINAL			Euro 6d-FINAL				
Fuel	Diesel			Diesel				
<b>TRANSMISSION</b>								
Drive	Front			Front				
Gearbox	MT-5speed			MT-6-speed				
<b>STEERING</b>								
Steering box	Column EPS			Column EPS				
Kerb-to-kerb turning circle (m)	10.9			10.9				
<b>BRAKES</b>								
Front: mm	Disk: Ø281 x 26			Disk: Ø281 x 26				
Rear: mm	Drum: Ø228 x 40	Disk: Ø264 x 10	Drum: Ø228 x 40	Disk: Ø264 x 10				
<b>SUSPENSION</b>								
Front	MacPherson / Telescopic shock absorber			MacPherson / Telescopic shock absorber				
Rear	Torsion Beam / Telescopic shock absorber			Torsion beam / Telescopic shock absorber				
<b>EXTERNAL DIMENSIONS</b>								
Wheelbase (mm)	2638	2638	2638	2638	2638	2638	2638	
Length (mm)	4368	4571	4386	4368	4571	4386	4583	
Height (mm)	1497	1514,3	1556	1494,67	1514,3	1556	1548	
Width (mm)	1792	1792	1818	1792	1792	1818	1818	
Front/rear track (mm)	1542/1543	1542/1543	1542/1543	1542/1543	1542/1543	1542/1543	1542/1543	
Boot capacity (dm³)	440	550	440	440	550	440	550	
Front/rear overhang (mm)	893/837	893/1040	894/854	893/837	893/1040	894/854	894/1051	
<b>WEIGHTS-CAPACITIES</b>								
DIN kerb weight (kg)	1370	1385	1390	1415	1470	1435	1490	
Weight (standard A) (kg)	1295	1310	1315	1340	1395	1360	1415	
Max towable weight (kg)	1500	1500	1500	1500	1500	1500	1500	
Payload (kg)	500	550	500	500	550	500	485	
Fuel tank (litres)	50	50	50	50	50	50	50	
<b>PERFORMANCE</b>								
Top speed (km/h)	181	180	173	208	207	200	199	
Acceleration (1 person + 30 kg) 0-100 km/h (s)	13.3	13,5	13,8	9,8	10,1	10,5	10,9	
<b>WLTP CONSUMPTION IN litres/100Km</b>								
Low	5,1/5,1	5,1/5,2	5,1/5,1	5,9/5,9	5,9/6,0	5,9/5,9	6,0/6,0	
Medium	4,2/4,2	4,2/4,3	4,2/4,3	4,5/4,5	4,6/4,6	4,5/4,6	4,6/4,6	
High	3,7/3,7	3,7/3,7	3,8/3,8	3,8/3,8	3,8/3,9	3,9/3,9	3,9/3,9	
Extra-High	4,7/4,8	4,7/4,8	4,9/5,0	4,7/4,7	4,7/4,8	4,9/4,9	4,9/4,9	
Combined	4,3/4,4	4,4/4,4	4,4/4,5	4,5/4,6	4,6/4,6	4,6/4,7	4,7/4,7	
CO <sub>2</sub> emission combined (g/km)	114/115	114/116	117/117	119/120	120/121	121/122	122/123	

The CO<sub>2</sub> emission and fuel consumption values are defined based on official tests, in conformity with the provisions of the EU Regulations in force at the time of homologation. In particular, the indicated values are calculated based on the WLTP test procedure. The CO<sub>2</sub> and consumption values are only indicated for the purpose of comparing the vehicle data. The CO<sub>2</sub> and consumption homologation values may not be representative of the effective CO<sub>2</sub> and consumption values, which depend on many factors related, for example, to weather and road conditions and to vehicle condition, use and equipment.

ENGINE	New Firefly Turbo 1.0 100 HP			T4 130 HP MHEV			
	5Door	SW	CROSS	SW CROSS	5Door	SW	CROSS
Number of cylinders	3			4			
Bore x stroke (mm)	70 x 86.5			71,2 x 92,2			
Displacement (cm³)	999			1469			
Compression ratio	10,5 ± 0,4			12,5 +0 -0,5			
Max power kW (CV - CE) @rpm	74 (100) @ 5000			96 (130) @5 250			
Max Torque Nm (kgm - CE) @rpm	190 @ 1500			240 @ 1500			
Enviroment classification	Euro 6d-FINAL			Euro 6d-FINAL			
Fuel	Gasoline			Gasoline			
<b>TRANSMISSION</b>							
Drive	Front			Front			
Gearbox	MT-5-speed			eDCT7			
<b>STEERING</b>							
Steering box	Column EPS			Column EPS			
Kerb-to-kerb turning circle (m)	10.9			10.9			
<b>BRAKES</b>							
Front: mm	Disk: Ø284 x 22			Disk: Ø284 x 22			
Rear: mm	Drum: Ø228 x 40			Drum: Ø228 x 40			
<b>SUSPENSION</b>							
Front	MacPherson / Telescopic shock absorber			MacPherson / Telescopic shock absorber			
Rear	Torsion beam / Telescopic shock absorber			Torsion beam / Telescopic shock absorber			
<b>EXTERNAL DIMENSIONS</b>							
Wheelbase (mm)	2638	2638	2638	2638	2638	2638	2638
Length (mm)	4368	4571	4386	4368	4583	4386	4583
Height (mm)	1494,67	1514,3	1556	1494,67	1514,3	1556	1548
Width (mm)	1792	1792	1818	1792	1818	1818	1818
Front/rear track (mm)	1542/1543	1542/1543	1542/1543	1542/1543	1542/1543	1542/1543	1542/1543
Boot capacity (dm³)	440	550	440	440	550	440	550
Front/rear overhang (mm)	893/837	893/1040	894/854	893/837	893/1040	894/854	894/1051
<b>WEIGHTS-CAPACITIES</b>							
DIN kerb weight (kg)	1315	1345	1335	1365	1405	1435	1455
Weight (standard A) (kg)	1240	1270	1260	1290	1330	1360	1380
Max towable weight (kg)	1500	1500	1500	1500	1200	1200	1200
Payload (kg)	500	550	500	500	500	500	500
Fuel tank (litres)	50	50	50	50	50	50	50
<b>PERFORMANCE</b>							
Top speed (km/h)	191	190	183	182	207	206	199
Acceleration (1 person + 30 kg) 0-100 km/h (s)	11.8	12.1	12.2	12.5	9.0	9.2	9.4
<b>WLTP CONSUMPTION IN litres/100Km</b>							
Low	7,2/7,3	7,3/7,3	7,3/7,3	7,3/7,3	4,1/4,2	4,2/4,2	4,2/4,2
Medium	5,4/5,5	5,5/5,6	5,5/5,6	5,6/5,6	5,0/5,1	5,1/5,3	5,1/5,2
High	4,7/4,8	4,8/4,9	4,9/5,0	4,9/5,0	4,6/4,6	4,6/4,7	4,7/4,7
Extra-High	5,7/5,9	5,7/5,8	6,0/6,0	6,0/6,0	5,9/5,9	5,9/6,0	6,0/6,1
Combined	5,6/5,7	5,6/5,7	5,7/5,8	5,8/5,8	5,1/5,1	5,1/5,2	5,2/5,2
CO <sub>2</sub> emission combined (g/km)	126/128	127/128	129/131	130/131	115/117	116/118	117/119

The CO<sub>2</sub> and consumption values specified in this document refer to the versions of the vehicle with the highest and lowest values. These values may change depending on the selected equipment and/or tyre dimensions. The indicated CO<sub>2</sub> and consumption values are not definitive and may evolve if the production cycle is modified. In any case, the official CO<sub>2</sub> and consumption values of the purchased vehicle will be provided with its accompanying documents. If the CO<sub>2</sub> and consumption values affect the calculation of the vehicle duties and taxes, refer to the applicable standards in force.

# STANDARD AND OPTIONAL EQUIPMENT

■ standard content ○ optional content – not available

LINE AND STYLE		TIPO		CITY LIFE		CITY CROSS	CROSS
		5D	SW	5D	SW	5D	5D
Full LED Headlights	9WE	-	-	○	○	-	■
DRL LED Headlights	9U5	■	■	■	■	■	-
LED Tail Lights	LAY	-	-	○	○	■	■
Roof Rails	357	-	○	-	■	■	■
Privacy Glass	070	○	○	○	○	○	■
Body-Coloured Mirror Covers	976	○	○	○	○	○	○
Chromed Mirror Covers	LEN	-	-	○	○	-	○
Chromed Low Grid Bezel	2CO	-	-	○	○	-	-
Black Headliner	0YF	-	-	-	-	○	○
Soft touch steering wheel and shift knob	320	■	■	■	■	■	■
Floor Mats	396	○	○	-	-	○	■
15" steel wheels (195/65 R15 - chainable)	4WQ	-	-	-	-	-	-
16" steel wheels (205/55 R16 - chainable)	1M0	■	■	-	-	-	-
16" Styled Wheels Matte Black (215/60 R16 - chainable)	208	-	-	-	-	■	-
16" Styled Wheels (205/55 R16 - chainable)	2XR	○	○	■	■	-	-
16" Alloy Wheels (205/55 R16 - chainable)	1M7	-	-	○	○	-	-
16" Alloy Wheels Diamond Cut (205/55 R16 - chainable)	1M4	○	○	-	-	-	-
17" Alloy Wheels Matte Grey (215/55 R17 - chainable)	3CY	-	-	-	-	○	-
17" Alloy Wheels Diamond Cut (225/45 R17 - chainable only with 7mm chains)	1M8	-	-	○	○	-	-
17" Alloy Wheels Matte Black Diamond Cut (215/55 R17 - chainable)	1M6	-	-	-	-	○	■
17" Black Alloy Wheels (225/45 R17 - chainable only with 7mm chains)	56J	-	-	-	-	-	-
18" Alloy Wheels Diamond Cut (225/40 R18 - not chainable)	439	-	-	-	-	-	-
18" Bi-color Sport Alloy Wheels MOPAR® (225/40 R18 - not chainable)	0R2	-	-	-	-	-	-

COMFORT AND FUNCTIONALITY		TIPO		CITY LIFE		CITY CROSS	CROSS
		5D	SW	5D	SW	5D	5D
Keyless Entry/Go	GX4	○	○	○	○	○	○
Manual Climate Control System	025	■	■	-	-	■	-
Automatic climate control system	140	○	○	■	■	○	■
Front Heated Seats	452	○	○	○	○	○	○
Driver's seat with lumbar adjustment	40Y	-	-	○	○	○	■
Height-adjustable driver's seat	450	■	■	■	■	■	■
Height-adjustable passenger' seat	454	○	○	○	○	○	○
Power Rear Windows	023	○	○	■	■	■	■
Height and reach-adjustable steering wheel with electric power steering	011	■	■	■	■	■	■
Front seat armrest	132	○	○	■	■	■	■
Split/fold rear seat	195	■	■	■	■	■	■
Rear Seat Pocket	339	■	■	■	■	■	■
Rear seat armrest	275	-	-	-	-	-	■
Internal Handles	7TC	■	■	■	■	■	■
Two Rear Headrest	182	-	-	-	-	-	-
Power Mirrors	218	■	■	-	-	■	-
Power Mirrors with Defrost Functionality	041	○	○	■	■	○	■
Rear head-restraints (2 side + central)	481	■	■	■	■	■	■
Driver sunvisor with mirror	50X	■	■	-	-	■	-
Passenger sunvisor with mirror	4M6	■	■	-	-	■	-
Driver sunvisor with mirror and courtesy light	97G	-	-	■	■	-	■
Passenger sunvisor with mirror and courtesy light	97H	-	-	■	■	-	■
Modulable Floor Box	7Z0	-	■	-	■	-	-
Cargo Box	256	○	-	○	-	○	○
16" Spare wheel	980	○	○	○	○	○	○
Stop&Start	5DE	■	■	■	■	■	■
MOPAR® Air Purifier Filter	0BA	○	○	○	○	○	○
Active Grille Shutter	MDX	■	■	■	■	■	■
Smokers' kit	989	○	○	○	○	○	○

# STANDARD AND OPTIONAL EQUIPMENT

■ standard content ○ optional content – not available

		TIPO	CITY LIFE	CITY CROSS	CROSS
		5D	5D	5D	5D
<b>SAFETY</b>					
Fog lights	097	○	■	○	■
Headlight Beam Height Adjustment	048	■	■	■	■
Adaptive High Beam	9U7	–	○	–	■
Autonomous Emergency Brake	7Z6	–	○	○	■
Blind Spot Assist	XAN	–	–	–	○
Sped Limiter	58E	■	■	■	■
Intelligent Speed Assist	NH4	■	■	■	■
Attention Assist	1CQ	■	■	■	■
Lane Control	LAS	■	■	■	■
Cruise Control	416	○	■	–	–
Adaptive Cruise Control	412	–	○	○	■
ESP + Hill Holder + ABS + TPMS (Tyre Pressure Monitoring System)	365	■	■	■	■
Rear Parking Sensors	508	○	■	○	■
Front Parking Sensors	07N	–	○	–	■
Rear Camera	316	○	–	–	○
Airbags (front + side + head protection)	505	■	■	■	■
Fix&Go tyre repair kit instead of spare wheel	499	■	■	■	■
Space-saver spare wheel	803	○	○	○	○
<b>AUDIO/TELEMATICS</b>					
Steering-wheel-mounted audio controls	5BH	■	■	■	■
Uconnect™ Radio DAB with USB	6ZF	–	–	–	–
Uconnect™ Radio DAB with USB and Bluetooth®	7BZ	–	–	–	–
Uconnect™ Radio DAB with 7" touchscreen, USB and Bluetooth®	7Q9	■	■	■	■
Navigation	7QC	○	○	○	○

		TIPO	CITY LIFE	CITY CROSS	CROSS
		5D	5D	5D	5D
<b>AUDIO/TELEMATICS</b>					
Radio DAB with 10.25" touchscreen, Bluetooth® and CarPlay-Android Auto™ wireless	3MN	–	○	○	○
CarPlay / Android Auto™	8EW	■	■	■	■
USB	15Q	■	■	■	■
Rear Power Outlet	4HG	–	○	○	○
Rear USB	RSX	○	○	○	■
Wireless Phone Charger	RFX	–	○	○	○
Full Color 7" Instrument Cluster	JAL	–	■	○	■
12 V socket in the luggage compartment	823	■	■	■	■
MOPAR® Connect	0FD	○	○	○	○
<b>PACKS</b>					
PACK STYLE: 17" Wheels (1M8), Privacy Glass (070), Floor Mats (396)	3B4	–	○	–	■
PACK BUSINESS: Rear Cam (316), AEB (7Z6), ACC (412), NAV (7QC), Wireless Charger (RFX), Driver Lumbar Adj (40Y), Front Armrest (132)	3A7	–	○	○	–
PACK CONVENIENCE PLUS: Keyless Go (GX4), Wireless Charger (RFX), DriverLumbarAdj (40Y), Rear Armrest(275), Passenger Height Adj. Seat (454), Rear USB (RSX)	3A5	–	○	–	○
PACK CONVENIENCE (RED): Wireless Phone Charger (RFX), Driver Lumbar Adj (40Y), Rear Armrest (275), Rear USB (RSX), Passenger Height Adj. Seat (454)	43W	–	–	–	–
PACK CONVENIENCE: Wireless Phone Charger (RFX), Driver Lumbar Adj (40Y), Rear Armrest (275), Rear USB (RSX), Front Armrest (132)	3A6	○	–	○	–
PACK SAFETY PLUS: BLIS (XAN), Adaptive High-Beam (9U7), ACC (412), AEB (7Z6), Electrochromic Rearview mirror (410) + Dusk and rain sensors (051+347)	3A4	○	○	○	–
PACK SAFETY: BLIS (XAN), Adaptive High-Beam (9U7), Electrochromic Rearview mirror (410)	3A0	–	–	–	○
OPT – FOG LIGHTS	097	○	■	○	■
OPT – HEATED SEATS	452*	–	○	–	○
OPT – NAV	7QC	○	○ (0€)	○	○ (0€)
OPT – REAR CAMERA	316	–	○	○	■
OPT – 17" ALLOY WHEELS MATTE GREY	3CY	–	–	○ (only HB)	–
OPT – FLIP & FOLD	0WA	–	○ (only SW)	–	○ (only SW)

\*opt 452 closed on N\*\* and R2\* due to the incompatibility with RS5

# FIAT

www.fiat.com

## CIAO FIAT CUSTOMER CARE

CIAO FIAT

00 800 342 800 00

You can contact Fiat by calling the dedicated Toll Free Number 0080034280000\* reachable from most European countries. We are at your disposal to provide Road Assistance services, active 365 days a year, 24 hours a day. By contacting Fiat Customer Care you can also request info on our models, services, dealer network and, lastly, book a test drive on a vehicle of your choice. Fiat is at your disposal to satisfy every necessity or request linked to the use of your vehicle or our assistance services.

\* Remember to check the call costs with your phone provider when calling from abroad or mobile phones.

## WEB

### my Fiat

Take care of your car in one click! Go to [my.fiat.com](http://my.fiat.com) and discover a world of dedicated services: safe maintenance, reminders and customized promotions.

## FLEET & BUSINESS

FCA  
FIAT CHRYSLER AUTOMOBILES

FLEET  
& BUSINESS

FCA Fleet & Business is the division that responds to all business customer needs, including self-employees, small and medium enterprises and large companies. Through our partners, we provide our business customers with dedicated financial products for leasing, contract hire or purchasing, and tailored after-sales services, such as scheduled service plans and warranty extensions.

<https://www.fiat.it/leasing>

LEASYS  
CARE, THEN CARS

Leasys offers rental and mobility services for individuals, professionals and companies of all size and public administrations: from short-and-medium term rental, long term to car sharing, and from subscription to fleet management, up to the online sale of used end-of-lease cars. Leasys is an all-round mobility operator offering flexible and digital solutions.

For those who wish to drive Fiat Tipo and enjoy the experience without thinking at the car management it is possible to rent Tipo with Leasys Miles, the pay-per-use offer. Thanks to this innovative formula, Leasys responds to the needs of those who use the car mainly around the city and have a low annual mileage. Leasys Miles has a duration of 48 months, has no down payment and it is characterized by an advantageous monthly fee, to which is added a variable fee calculated on the basis of the kilometers actually travelled. The first 1,000 kms are already included in the fee. It is also possible to enrich the basic rental with additional assistance services and insurance coverages to enjoy the car and its use truly with no worries.

To more details, consults [www.leasys.com](http://www.leasys.com)

## FINANCE PACKAGES AND INSURANCE SERVICES



FCA Bank is the digital bank dedicated to motorists specialized in the car financing. Whether you are a private customer, professionals or run your own business, FCA BANK offers you the best and most flexible financial solutions to facilitate your purchase of Fiat Tipo so that you can drive it away. With FCA Bank, you can combine your finance with high value-added insurance services tailored to meet your requirements: fire and theft, collision and fully comprehensive insurance, extended warranty, and windscreen or vehicle security marking. For full details visit [www.fcabankgroup.com](http://www.fcabankgroup.com)

This online brochure is property of FCA Italy a subsidiary of Stellantis N.V. FCA Italy makes every effort to ensure that the information, product illustrations and specifications displayed in this online brochure is accurate and up to date and reserves the right to make changes from time to time without notice in prices, specifications, colours, materials, and to change or discontinue models, which are considered necessary to the purpose of product improvement or for reasons of design and or marketing.

Trims and their optionals may vary due to specific market or legal requirements. Some equipments described and/or illustrated in this online brochure are optional. The images are purely indicative. For more details/information please visit Fiat official website.

Fiat® is a registered trademark of FCA US LLC a subsidiary of Stellantis N.V.

Fiat 04.2.4184.08 - S - 05/2022

Uconnect  
SERVICES

Tipo is equipped with a complete range of Connected Services, both on board and outside, including a new smartphone app. With the FIAT app you will be able to manage Tipo from anywhere and whenever you want. Discover all the features, download FIAT Mobile App and enjoy!

Using My Uconnect.fiat web portal you will always be updated on your activated Uconnect™ Services and you can purchase and manage optional packages and renewals.

Moreover, Uconnect™ Box enables a set of additional services, also specific for Fleet and Large Account, and gives the opportunity to access insurance benefits of the latest Pay-As-You-Drive and Pay-How-You-Drive car insurance policies.



Mopar® is the aftersales brand for FCA vehicles around the globe, representing complete care, genuine parts and authentic accessories for all owners and enthusiasts.



VEHICLE  
PROTECTION

Block the cost of future repairs and services with Mopar® Vehicle Protections extended warranty and maintenance plans. The right mix of expertise, value and convenience.



e-STORE

The official store for accessories, parts and services for FCA vehicles.  
<https://moparstore.it/>

### MOPAR® FLEET & BUSINESS SOLUTIONS AND AFTERSALES SERVICES

DISCOVER THE DEDICATED AFTERSALES SERVICES DESIGNED TO SUPPORT YOU AND YOUR BUSINESS.

Mopar® Fleet&Business services offers you perfect solutions that optimize your business activities and give you privileged services reducing your vehicles' downtime. Our set of services provides a range of special benefits to help with your vehicle needs, making servicing manageable for all our Fleet&Business customers, as well as making sure that you enjoy a consistent, helpful and worry-free experience whenever you're in contact with us.

#### PRE-PAID TAILORMADE SERVICE CONTRACTS

Subscribe to any of the tailored plans offered to Mopar Vehicle Protection, to help you maintain your business vehicle in tip-top condition.

#### PAY -PER-USE SERVICE CONTRACTS

Our customers stipulates a contract which determines lower rates and predefined discounts: a single monthly invoicing service for the entire fleet car parc.